


Auto-Sleepers Symbol Plus



£61,995

Year:	2020
Number of Berths:	2
Engine Size:	2.0 Litre BlueHDi 160bhp
Fuel Type:	Diesel
Width:	2.26 (less mirrors) Metres
Height:	2.64 Metres
Length:	6.00 Metres
Gross Weight:	3500 kgs

'20 plate Boxer-based model

2.0ltr 160bhp, Euro 6 engine

Rear kitchen van conversion

3594 miles

This is an excellent, very low mileage, one-owner, example of the Symbol Plus, which builds on the popularity of the Symbol layout with a front lounge comprising side-facing settee and forward-facing single travelling seat and the addition of a spacious rear corner kitchen and a rear corner shower unit.

Main features

- ➡ 2.0ltr 160bhp Euro 6 engine
- ➡ 6 speed manual gearbox
- ➡ 'Auzzura Blue' paintwork
- ➡ 'Limewash Oak' furniture
- ➡ 'Sagrada Blue' upholstery
- ➡ 3594 miles
- ➡ Towbar

Premium Pack (comprising)






- ➡ Alloy Wheels
- ➡ Cruise control
- ➡ Cab air-conditioning
- ➡ Thule Omnistor wind-out awning
- ➡ Integrated touch-screen media unit
- ➡ Integrated sat nav
- ➡ Colour reversing camera
- ➡ AL-KO airtop suspension
- ➡ 80 watt solar panel


Winter Pack (comprising)


- ➡ Fresh & waste water tank heater blanket
- ➡ Concertina cab blinds in lieu of cab curtains
- ➡ Truma Combi heater upgrade


Wheel arch insulation blankets



Other features



-  Electrically heated / adjustable cab mirrors
-  Electric cab windows
-  Spare wheel & carrier
-  LED daylight running lights
-  Remote global central locking


-  Sargent Cat6 vehicle tracker



-  Electric habitation step

-  TV aerial





-  New style LED reading lights
-  New style control panel

-  Truma Combi CP Plus heating & hot water
-  Truma iNet control box



-  25ltr underfloor LPG gas tank

-  69ltr fresh water tank
-  40ltr waste water tank





Spacious, rear, corner kitchen (inc)



-  3 burner gas hob
-  12V extractor fan
-  Oven / grill
-  3 way fridge with freezer compartment

Corner bathroom (inc)

-  Combined shower / toilet
-  Electric flush cassette toilet

Exterior connections (inc)

-  BBQ point
-  12V / TV socket
-  Mains hook-up
-  230v mains out

-  Whale autofill (water)
-  Manual water fill