

Auto-Sleepers Nuevo EK



Sale Item was ~~£47,995~~, Now:- **£Sold**

| | |
|-------------------|---------------|
| Year: | 2016 |
| Number of Berths: | 2 |
| Engine Size: | 2.2ltr 150bhp |
| Fuel Type: | Diesel |
| Width: | 2.32 Metres |
| Height: | 2.69 Metres |
| Length: | 5.71 Metres |
| Gross Weight: | 3300 kgs |

'16 plate, 2016 model

Peugeot Boxer based, 2.2ltr 150bhp

Rear kitchen, coachbuilt

Only 7000 miles

A fantastic example of this ever-popular, compact motorhome. At only 5.71 metres, this surprising spacious 2 berth coachbuilt keeps on delivering. The layout comprises a, fully appointed, rear kitchen, rear swongwall bathroom and a front lounge with two side-facing settees that convert to two singles or one large double berth. This motorhome has an extensive specification, including a space-saving and economical LPG gas tank serving the habitation heating and hot water.

Main features


- ➡ Peugeot Boxer 2.2ltr 150bhp
- ➡ 6 speed manual gearbox
- ➡ 6929 miles
- ➡ 'Moonstone Mocha' upholstery
- ➡ Front lounge (2 side-facing settees)
- ➡ Swivel cab seats
- ➡ Cycle rack
- ➡ TV aerial


Rear kitchen (comprising)

- ➡ Dual fuel hob (3 gas, 1 electric)
- ➡ 12V extractor hood
- ➡ Microwave
- ➡ Oven
- ➡ Grill
- ➡ Sink

Swingwall bathroom (comprising)











- ➡ Electric flush cassette toilet
- ➡ High-level vanity cupboard
- ➡ Vanity sink & mirror












Shower (sectionable)








Other features

-  Electric / heated cab mirrors
-  Electric cab windows
-  DAB Bluetooth digital radio
-  25ltr liquid capacity LPG gas tank
-  External skirt storage locker
-  Opening skyroof window
-  Panoramic wind-up roof-light
-  Spare wheel & carrier
-  External BBQ & mains sockets
-  Fresh & waste water tanks





Exterior connections (including)

-  Gas BBQ
-  230V socket
-  Mains hook-up
-  Whale autofill
-  Standard water fill
-  TV / satellite
-  LPG gas

Premium pack (comprising)

-  Alloy wheels
-  Cab air conditioning
-  Cruise control
-  Thule (Omnistor) canopy awning
-  Colour reversing camera
-  LED daytime running lights
-  Solar panel (80w)

Winter Pack (comprising)

-  Fresh & waste water tank heater blanket
-  Concertina cab blinds (in lieu of cab curtains)
-  Truma Combi heater upgrade
-  Wheel arch insulation blankets